



METODIKA PROGRAMIRANJA

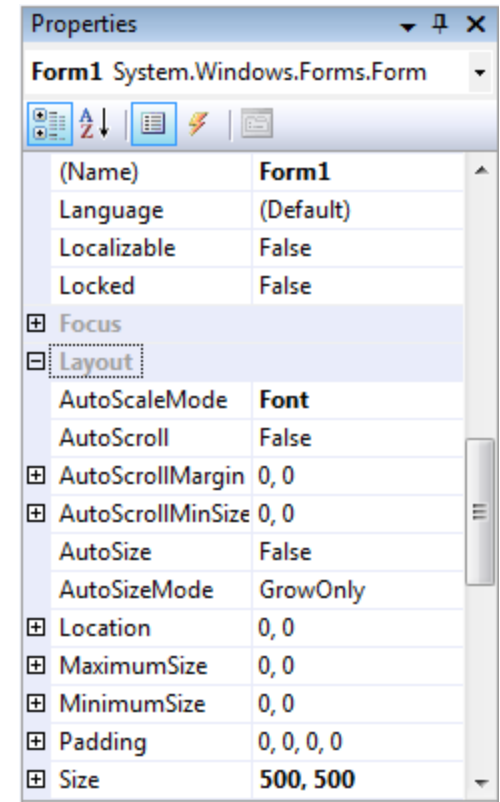
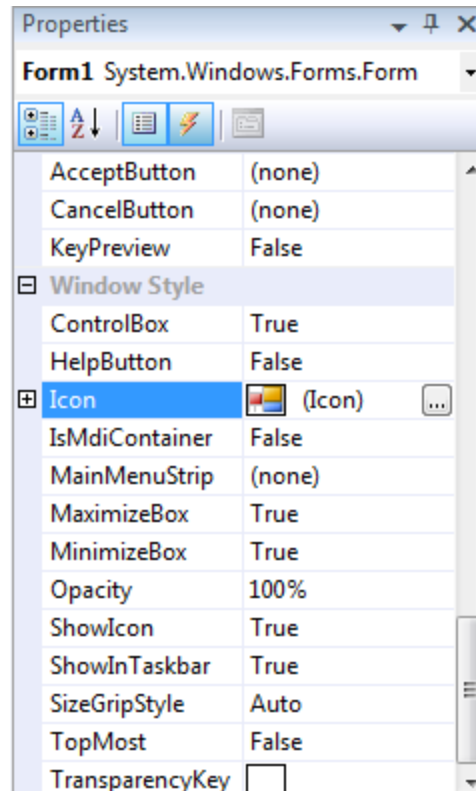
VISUAL BASIC

Univerzitet u Kragujevcu
Prirodno-matematički fakultet
Institut za matematiku i informatiku



Kreiranje Windows Forme Application

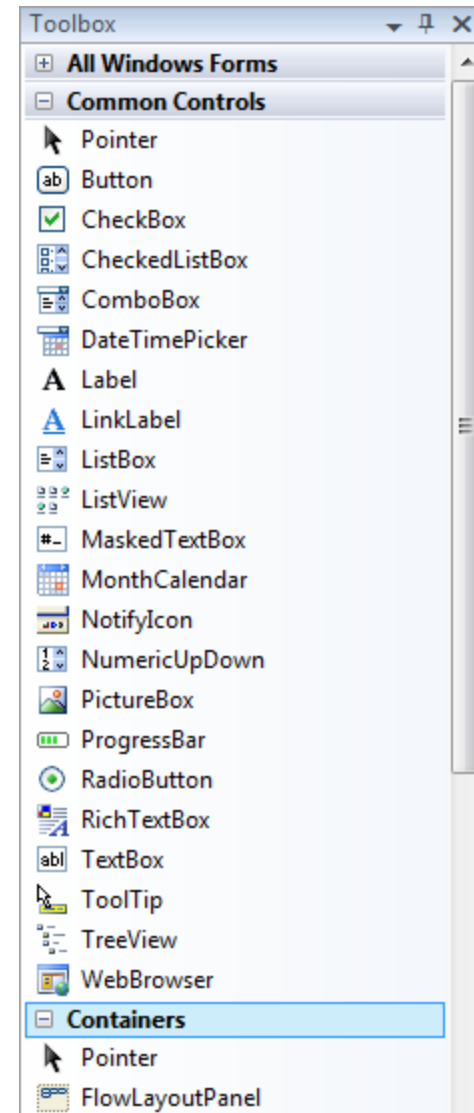
- Kreiranje novog projekta
- Podešavanje dela Properties
 - Naziv forme
 - Veličina
 - Ikonica ...
- Pokazati i probati redom sve osobine...



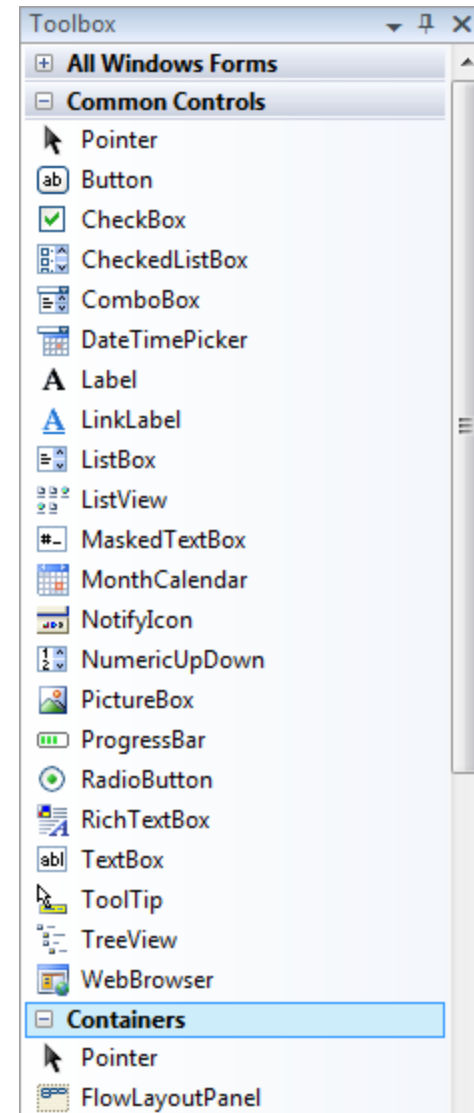
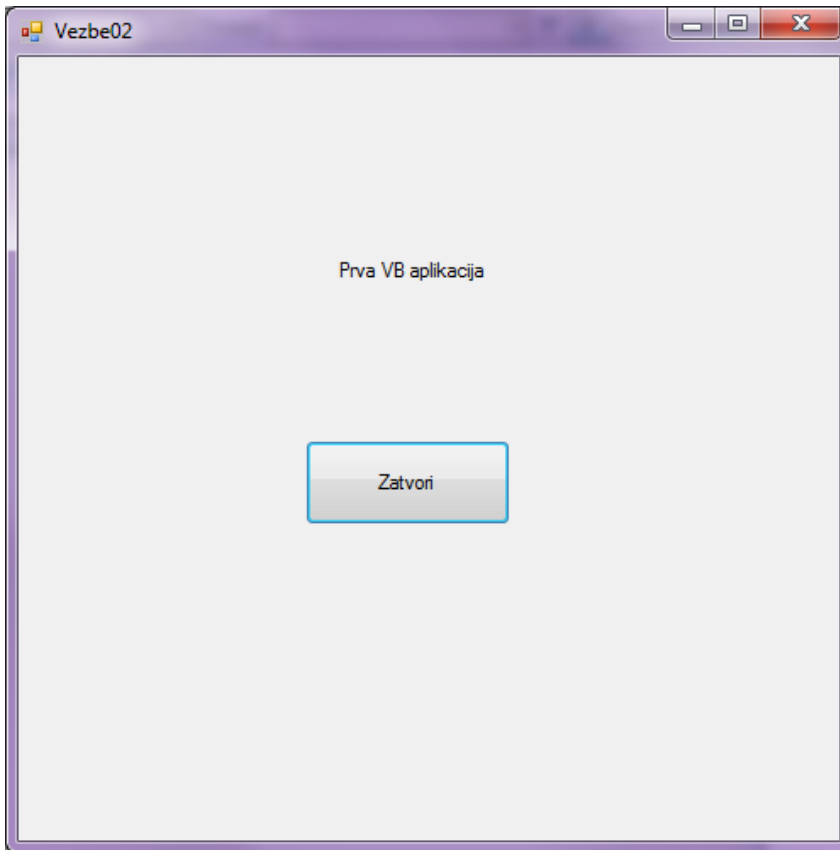


Kreiranje Windows Forme Application

- Dodavanje kontrola na formu
- Dodavanje toolbox-a
- Sadrži sve kontrole koje mogu biti dodate u okviru forme
- Ukratko o nekim kontrolama
- Event



- Dodati jednu labelu i dugme za zatvaranje
- Close() metoda



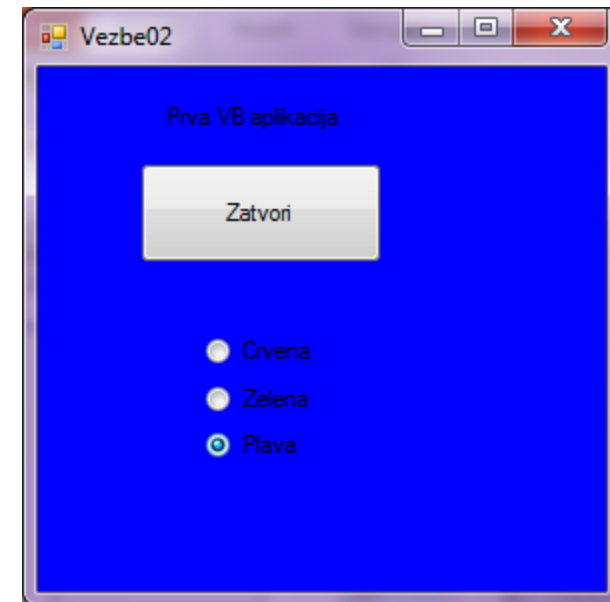
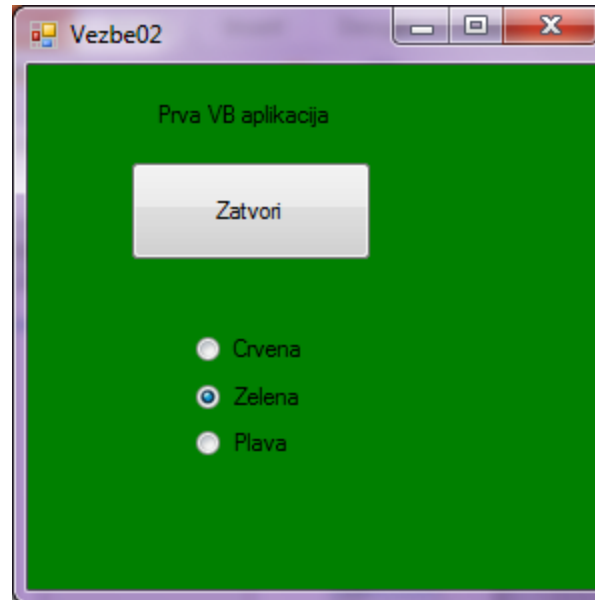
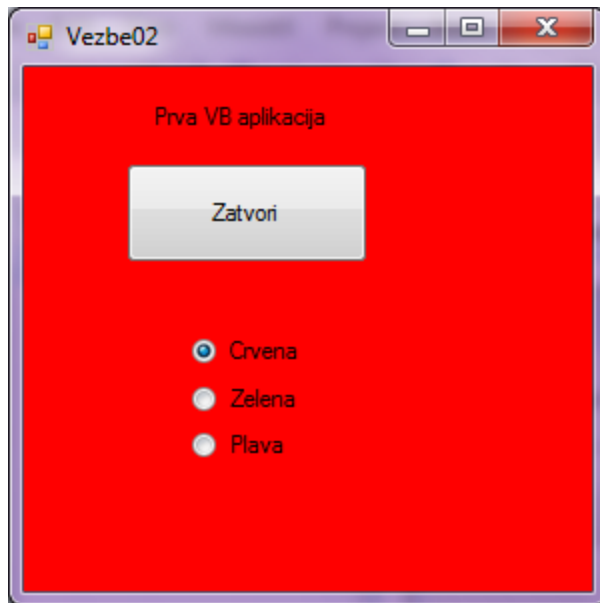
- Duplim klikom na kreirano dugme kod kreiranog dugmeta ima slideći izgled:

```
Private Sub closeButton_Click(ByVal sender As System.Object,  
ByVal e As System.EventArgs)  
    Handles closeButton.Click  
End Sub
```

Potrebno je dodati metodu Close()

```
Private Sub closeButton_Click(ByVal sender As System.Object,  
ByVal e As System.EventArgs)  
    Handles closeButton.Click  
        Close()  
End Sub
```

- Dodati tri radio button-a kojima se boji cela pozadina u crveno, zeleno i plavo.





- Duplim klikom na svaki radio button dolazi se do koda i za svaki radio button se vezuje određena akcija.

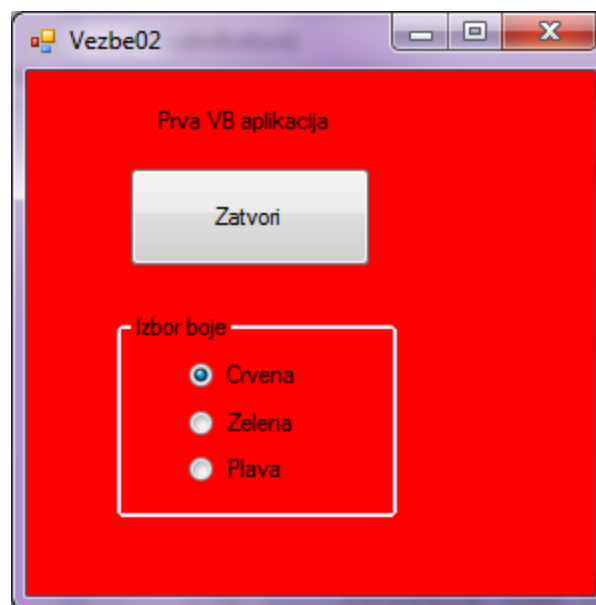
```
Private Sub RadioButton1_CheckedChanged(ByVal sender As System.Object,  
ByVal e As System.EventArgs) Handles RadioButton1.CheckedChanged  
    If RadioButton1.Checked = True Then  
        Me.BackColor = Color.Red  
    End If  
End Sub
```

```
Private Sub RadioButton2_CheckedChanged(ByVal sender As System.Object,  
ByVal e As System.EventArgs) Handles RadioButton2.CheckedChanged  
    If RadioButton2.Checked = True Then  
        Me.BackColor = Color.Green  
    End If  
End Sub
```

```
Private Sub RadioButton3_CheckedChanged(ByVal sender As System.Object,  
ByVal e As System.EventArgs) Handles RadioButton3.CheckedChanged  
    If RadioButton3.Checked = True Then  
        Me.BackColor = Color.Blue  
    End If  
End Sub
```

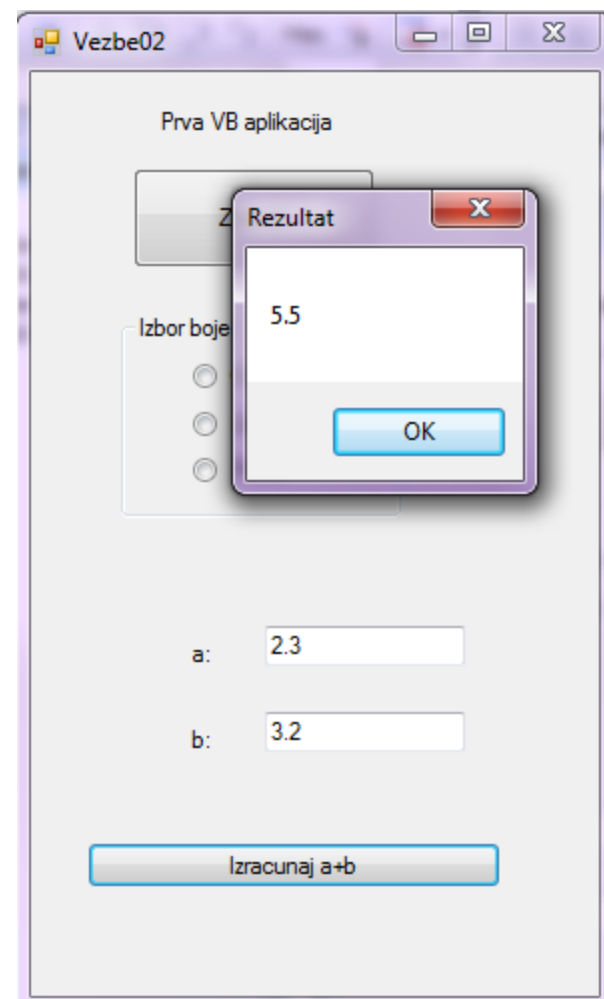


- Da li se ovo može uraditi na drugačiji način?
- Koristiti GroupBox





- TextBox
- Dve brojevne vrednosti a i b
- Izracunati $a+b$ i rezultat štampati u okviru Message Box-a
- Pretpostavlja su uneti ispravni brojevi





- CheckBox
- Različiti event-ovi...